



### For 3/4" board thickness

 TruBalance 3/4"

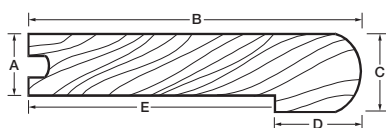
 Classic 3/4"

### For 1/2" board thickness

 Engineered 1/2"

## STAIR NOSING

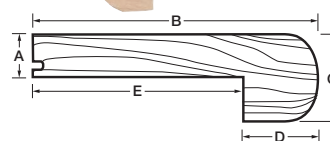
7-foot (2,134 mm) nosing for staircase or podium.



Round edged stair nosing 3/4"

#### Dimensions

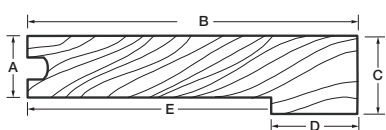
A	3/4"	19 mm
B	4-1/4"	108 mm
C	1-1/16"	27 mm
D	1"	25 mm
E	3-1/4"	83 mm



Round edged stair nosing 1/2"

#### Dimensions

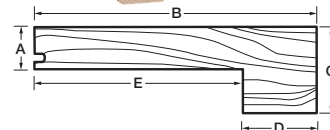
A	1/2"	13 mm
B	3-1/4"	83 mm
C	1"	25 mm
D	7/8"	22 mm
E	2-3/8"	60 mm



Square edged stair nosing 3/4"

#### Dimensions

A	3/4"	19 mm
B	4-1/4"	108 mm
C	1-1/16"	27 mm
D	1"	25 mm
E	3-1/4"	83 mm



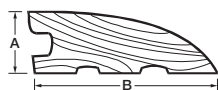
Square edged stair nosing 1/2"

#### Dimensions

A	1/2"	13 mm
B	3-1/4"	83 mm
C	1"	25 mm
D	7/8"	22 mm
E	2-3/8"	60 mm

## REDUCER

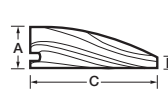
7-foot (2,134 mm) reducer for even floor transition.



Round reducer 3/4"

#### Dimensions

A	3/4"	19 mm
B	2-1/4"	57 mm



Round reducer 1/2"

#### Dimensions

A	1/2"	13 mm
B	1/8"	3 mm
C	1-1/2"	38 mm



### For 7/16" board thickness

Lock 7/16"

### Board thickness

TruBalance 3/4"

Classic 3/4"

Engineered 1/2"

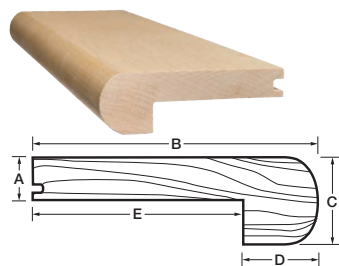
Lock 7/16"

## STAIR NOSING

7-foot (2,134 mm) nosing for staircase or podium.

## MULTIFUNCTION

7-foot (2,134 mm).

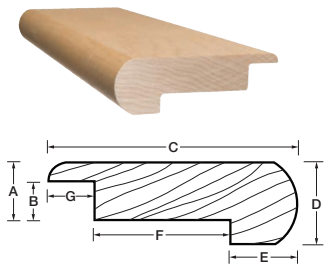


### Round edged stair nosing 7/16"

For glued installation

#### Dimensions

A	7/16"	11 mm
B	3-1/4"	83 mm
C	1"	25 mm
D	7/8"	22 mm
E	2-3/8"	60 mm

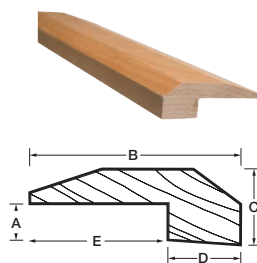


### Round edged stair nosing 7/16"

For floated installation

#### Dimensions

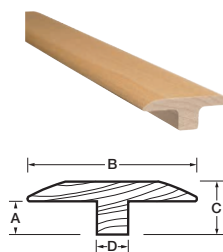
A	3/4"	19 mm
B	1/2"	13 mm
C	3-1/4"	83 mm
D	1-1/16"	27 mm
E	7/8"	22 mm
F	1-3/4"	45 mm
G	5/8"	16 mm



### Threshold

#### Dimensions

A	3/8"	10 mm
B	2-1/8"	54 mm
C	3/4"	19 mm
D	3/4"	19 mm
E	1-3/8"	35 mm



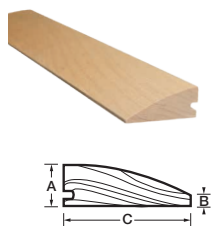
### "T" Molding

#### Dimensions

A	3/8"	10 mm
B	1-13/16"	44 mm
C	9/16"	15 mm
D	3/8"	10 mm

## REDUCER

7-foot (2,134 mm) reducer for even floor transition.

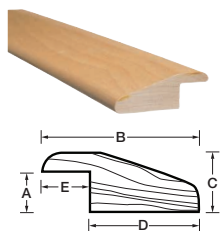


### Round reducer 7/16"

For glued installation

#### Dimensions

A	7/16"	11 mm
B	1/8"	3 mm
C	1-1/2"	38 mm



### Round reducer 7/16"

For floated installation

#### Dimensions

A	1/2"	13 mm
B	2"	51 mm
C	3/4"	19 mm
D	1-3/8"	35 mm
E	5/8"	16 mm



### Quarter round

#### Dimensions

A	5/8"	16 mm
B	5/8"	16 mm