



Hardwood surface.  
A real snap to install.

**m i r a g e**<sup>®</sup>  
Lock

# Have fun!

Forget the glue, nails, and staples! Mirage Lock floating floors fit together perfectly in one quick movement thanks to their innovative locking system.

With their genuine hardwood surface, the manufacturing quality that Mirage is famous for, and quick and easy installation, Mirage Lock floors are the perfect option for those who want to enjoy the richness of wood in every room of the house.



**Collection**  
Admiration

**Species**  
Maple

**Color**  
Havana

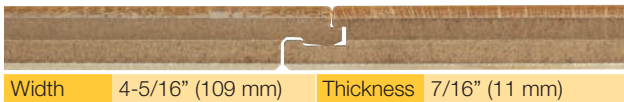
**Finishes**  
Cashmere™  
Semi-Gloss

# Real hardwood. A real snap to install.

# 4 easy steps



Recommended  
installation



## 1 Great wear layer. Genuine hardwood

- Same full hardwood look
- Finish can be screened and recoated unlike comparable products from the competition
- The thickest wear layer in the industry for this type of product, dry-sawn for a natural look, without repetitive patterns

## 2 Strong, stable, and ecological HDF core

- HDF is made with 100% post-industrial recycled wood fiber
- Stronger core for greater impact resistance
- Increased stability compared to other materials such as MDF
- Overall product less sensitive to humidity variations

## 3 Micro-V joint

- On all 4 sides of the board, the smallest and most uniform eased edge in the industry!
- It provides a better-looking, better-performing solution that conceals minor subfloor irregularities

## 4 Robust Rightloc™ system

- This ingenious system on all board ends and sides locks boards firmly together
- Fast and easy installation by only one person!
- No glue, nails, or staples required

## 5 Uniform color

- Stain and finish are evenly applied on board surfaces and micro-V joints, giving Mirage Lock products the best natural appearance on the market




# 1

Prepare your floor surface and cover it with the recommended membrane. Take boards from several different boxes, alternating as you go to ensure the best look.




# 2

Start in the left corner of the room. Lay the first row of boards with the groove facing you, leaving at least a 1/2" gap from the wall. Install the next row, inserting the tongue into the groove at a 45° angle.



# 3

Press lightly on the boards to lock them in place. Use both hands to apply even pressure.



# 4

Lay subsequent rows in the same way.

**Important:** For complete installation steps, refer to the Mirage Lock Installation Guide available online or in the Mirage Lock flooring boxes.



# The most eco-friendly floor around!



- Mirage Lock products are made in North America from high quality wood that comes from certified, responsibly managed forests
- 6 times less hardwood required than conventional 3/4" solid boards
- Wood contents of the HDF are from 100% post-industrial recycled fiber
- Nontoxic hypoallergenic finish
- No volatile organic compounds (VOCs) or formaldehyde in finishing products
- No dust from sanding or organic vapors from varnishing



**Lacey Act**  
Compliant

**CARB**  
**93120**  
Compliant



**Collection**  
Sweet Memories

**Species**  
Red Oak  
⚠️ Character

**Color**  
Château

**Finish**  
Cashmere™\*



**Collection**  
Alive

**Species**  
Red Oak


**Color**  
Isla

**Finish**  
Cashmere™\*




Mirage Lock products are available in a wide selection of colors and species so your room can look exactly the way you envisioned it.

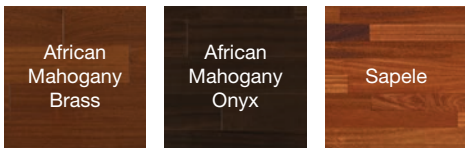
## Natural Collection




## Alive Collection



## Exotic Collection



## Sweet Memories Collection



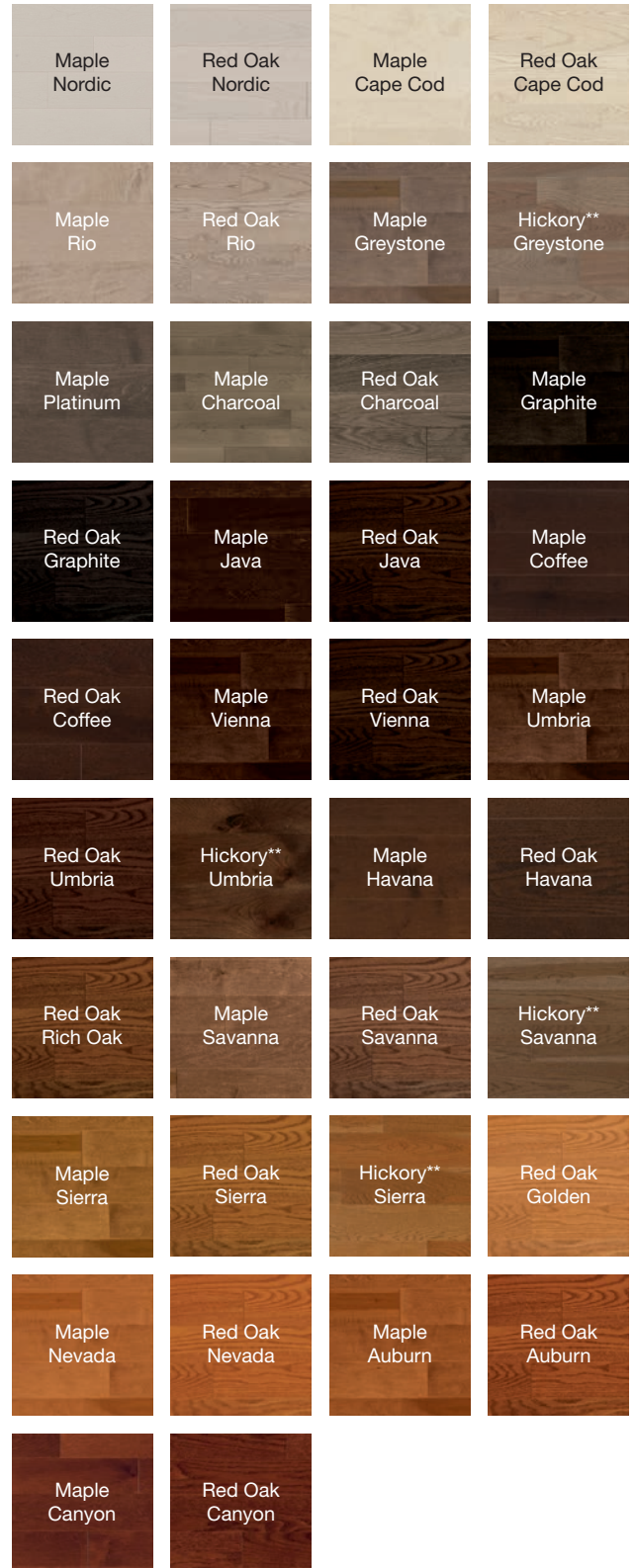
**Character-looking floors:** These floors feature character or milling marks and/or significant color variation.

**Mirage flooring availability:**  
For Mirage flooring availability, consult the Mirage Product Chart or visit [www.miragefloors.com](http://www.miragefloors.com).

\* Cashmere is a registered trademark used under license.

\*\* Because of its physical properties, Hickory species must not be installed on subfloors with radiant heating systems.

## Admiration Collection





The Unique Reflection of Quality



[www.miragefloors.com](http://www.miragefloors.com)

1-800-463-1303