

For 3/4" board thickness

- TruBalance 3/4"
- Classic 3/4"

For 1/2" board thickness

- Engineered 1/2"

For 7/16" board thickness

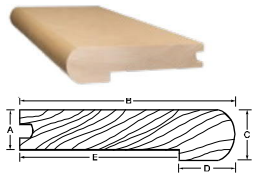
- Lock 7/16"

Board thickness

- TruBalance 3/4"
- Classic 3/4"
- Engineered 1/2"
- Lock 7/16"

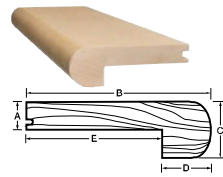
STAIR NOSING

7-foot (2,134 mm) nosing for staircase or podium.



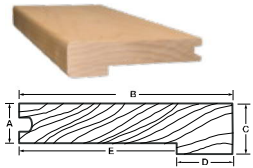
Round edged stair nosing 3/4"

| Dimensions | |
|------------|---------------|
| A | 3/4" 19 mm |
| B | 1-1/4" 108 mm |
| C | 1-1/16" 27 mm |
| D | 1" 25 mm |
| E | 3-1/4" 83 mm |



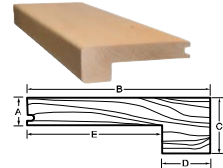
Round edged stair nosing 1/2"

| Dimensions | |
|------------|--------------|
| A | 1/2" 13 mm |
| B | 2-1/4" 83 mm |
| C | 1" 25 mm |
| D | 7/8" 22 mm |
| E | 2-5/8" 66 mm |



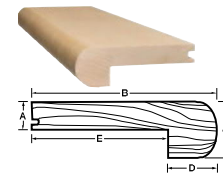
Square edged stair nosing 3/4"

| Dimensions | |
|------------|---------------|
| A | 3/4" 19 mm |
| B | 1-1/2" 108 mm |
| C | 1-1/16" 27 mm |
| D | 1" 25 mm |
| E | 3-1/4" 83 mm |

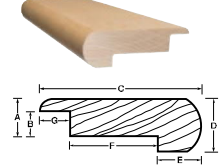


Square edged stair nosing 1/2"

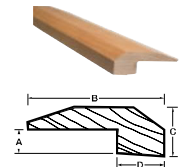
| Dimensions | |
|------------|--------------|
| A | 1/2" 13 mm |
| B | 3-1/4" 83 mm |
| C | 1" 25 mm |
| D | 7/8" 22 mm |
| E | 2-3/8" 60 mm |

Round edged stair nosing 7/16"
For glued installation

| Dimensions | |
|------------|--------------|
| A | 7/16" 11 mm |
| B | 3-1/4" 83 mm |
| C | 1" 25 mm |
| D | 7/8" 22 mm |
| E | 2-5/8" 66 mm |

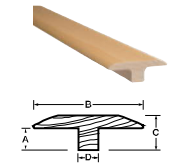
Round edged stair nosing 7/16"
For floated installation

| Dimensions | |
|------------|---------------|
| A | 3/4" 19 mm |
| B | 1/2" 13 mm |
| C | 3-1/4" 83 mm |
| D | 1-1/16" 27 mm |
| E | 7/8" 22 mm |
| F | 1-3/4" 45 mm |
| G | 5/8" 16 mm |



Threshold

| Dimensions | |
|------------|--------------|
| A | 3/8" 10 mm |
| B | 2-1/8" 54 mm |
| C | 3/4" 19 mm |
| D | 3/4" 19 mm |




"T" Molding

| Dimensions | |
|------------|----------------|
| A | 3/8" 10 mm |
| B | 1-13/16" 44 mm |
| C | 3/16" 15 mm |
| D | 3/8" 10 mm |


REDUCER

7-foot (2,134 mm) reducer for even floor transition.



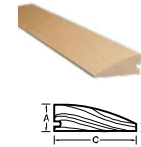
Round reducer 3/4"

| Dimensions | |
|------------|--------------|
| A | 3/4" 19 mm |
| B | 2-1/4" 57 mm |

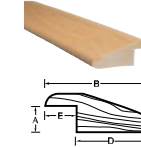


Round reducer 1/2"

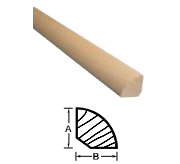
| Dimensions | |
|------------|--------------|
| A | 1/2" 13 mm |
| B | 1/8" 3 mm |
| C | 1-1/2" 38 mm |

Round reducer 7/16"
For glued installation

| Dimensions | |
|------------|--------------|
| A | 7/16" 11 mm |
| B | 1/8" 3 mm |
| C | 1-1/2" 38 mm |

Round reducer 7/16"
For floated installation

| Dimensions | |
|------------|--------------|
| A | 1/2" 13 mm |
| B | 2" 51 mm |
| C | 3/4" 19 mm |
| D | 1-5/8" 35 mm |
| E | 5/8" 16 mm |



Quarter round

| Dimensions | |
|------------|------------|
| A | 5/8" 16 mm |
| B | 5/8" 16 mm |