

# STAIR NOSING



For boards of:

**Classic**

**Engineered**

2-1/4" (57 mm)  
2-1/2" (64 mm)  
3-1/4" (83 mm)  
4-1/4" (108 mm)

7-3/4" (197 mm)

**TruBalance**

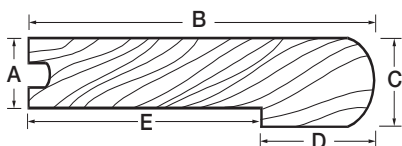
5" (127 mm)

## Round edged stair nosing

7-foot (2,134 mm)  
nosing for staircase or  
podium.

### Dimensions

<b>A</b>	3/4"	19 mm
<b>B</b>	4-1/4"	108 mm
<b>C</b>	1-1/16"	27 mm
<b>D</b>	1"	25 mm
<b>E</b>	3-1/4"	83 mm

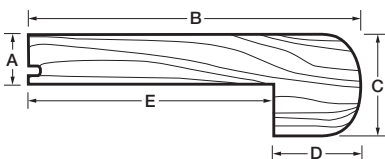


## Round edged stair nosing

7-foot (2,134 mm)  
nosing for staircase or  
podium.

### Dimensions

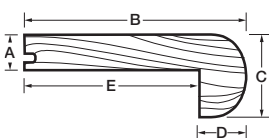
<b>A</b>	1/2"	13 mm
<b>B</b>	3-1/4"	83 mm
<b>C</b>	1"	25 mm
<b>D</b>	7/8"	22 mm
<b>E</b>	2-3/8"	60 mm



7-foot (2,134 mm)  
nosing for staircase or  
podium.

### Dimensions

<b>A</b>	3/8"	10 mm
<b>B</b>	2-1/2"	64 mm
<b>C</b>	7/8"	22 mm
<b>D</b>	5/8"	16 mm
<b>E</b>	1-7/8"	48 mm

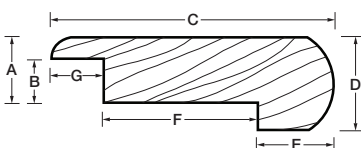


## Round edged stair nosing

7-foot (2,134 mm)  
nosing for staircase or  
podium.

### Dimensions

<b>A</b>	3/4"	19 mm
<b>B</b>	1/2"	13 mm
<b>C</b>	3-1/4"	83 mm
<b>D</b>	1-1/16"	27 mm
<b>E</b>	7/8"	22 mm
<b>F</b>	1-3/4"	45 mm
<b>G</b>	5/8"	16 mm



For boards of:

**Engineered**

5" (127 mm)  
6-1/2" (165 mm)



For boards of:

**Engineered**

2-9/16" (65 mm)  
3-5/16" (84 mm)



For boards of:

**Lock**

4-5/16" (109 mm)



For boards of:

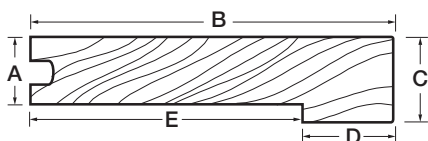
Classic	Engineered
2-1/4" (57 mm)	7-3/4" (197 mm)
2-1/2" (64 mm)	
3-1/4" (83 mm)	
4-1/4" (108 mm)	
TruBalance	
5" (127 mm)	

## Square edged stair nosing\*

Indispensable for staircase or podium construction whose principal advantage is its ability to adapt to contemporary designs. 7-foot (2,134 mm) long.

### Dimensions

A	3/4"	19 mm
B	4-1/4"	108 mm
C	1-1/16"	27 mm
D	1"	25 mm
E	3-1/4"	83 mm



For boards of:

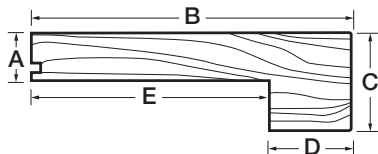
Engineered
5" (127 mm)
6-1/2" (165 mm)

## Square edged stair nosing\*

Indispensable for staircase or podium construction whose principal advantage is its ability to adapt to contemporary designs. 7-foot (2,134 mm) long.

### Dimensions

A	1/2"	13 mm
B	3-1/4"	83 mm
C	1"	25 mm
D	7/8"	22 mm
E	2-3/8"	60 mm



\* The square edged stair nosing is available in different collections. Please refer to your Mirage price list for the complete offering.

# REDUCER



For boards of:

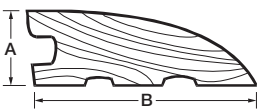
Classic	Engineered
2-1/4" (57 mm)	7-3/4" (197 mm)
2-1/2" (64 mm)	
3-1/4" (83 mm)	
4-1/4" (108 mm)	
TruBalance	
5" (127 mm)	

## Round reducer

7-foot (2,134 mm) reducer for uneven floor transition.

### Dimensions

A	3/4"	19 mm
B	2-1/4"	57 mm



For boards of:

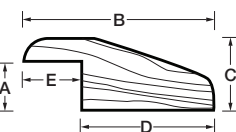
Lock
4-5/16" (109 mm)

## Round reducer

7-foot (2,134 mm) reducer for uneven floor transition.

### Dimensions

A	1/2"	13 mm
B	2"	51 mm
C	3/4"	19 mm
D	1-3/8"	35 mm
E	5/8"	16 mm





For boards of:

**Engineered**

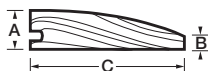
2-9/16" (65 mm)  
3-5/16" (84 mm)

## Round reducer

7-foot (2,134 mm)  
reducer for uneven  
floor transition.

### Dimensions

<b>A</b>	3/8"	10 mm
<b>B</b>	1/8"	3 mm
<b>C</b>	1-1/2"	38 mm



For boards of:

**Engineered**

5" (127 mm)  
6-1/2" (165 mm)

7-foot (2,134 mm)  
reducer for uneven  
floor transition.

### Dimensions

<b>A</b>	1/2"	13 mm
<b>B</b>	1/8"	3 mm
<b>C</b>	1-1/2"	38 mm



For boards of:

**Classic**

**Engineered**

2-1/4" (57 mm)  
2-1/2" (64 mm)  
3-1/4" (83 mm)  
4-1/4" (108 mm)

7-3/4" (197 mm)

**TruBalance**

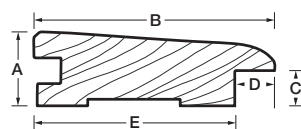
5" (127 mm)

## Multifunction reducer

7-foot (2,134 mm)  
reducer for transition  
between a hardwood  
floor and carpet.

### Dimensions

<b>A</b>	3/4"	19 mm
<b>B</b>	2-7/16"	62 mm
<b>C</b>	23/64"	9 mm
<b>D</b>	13/32"	10 mm
<b>E</b>	2-1/32"	52 mm



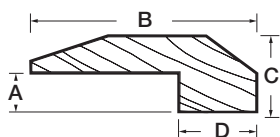
# MULTIFUNCTIONS

## Threshold

7-foot (2,134 mm) for uneven floor transition.

### Dimensions

<b>A</b>	3/8"	10 mm
<b>B</b>	2-1/8"	54 mm
<b>C</b>	3/4"	19 mm
<b>D</b>	3/4"	19 mm



### For boards of:

Classic	Engineered	Lock
2-1/4" (57 mm)	2-9/16" (65 mm)	4-5/16" (109 mm)
2-1/2" (64 mm)	3-5/16" (84 mm)	
3-1/4" (83 mm)	5" (127 mm)	
4-1/4" (108 mm)	6-1/2" (165 mm)	
	7-3/4" (197 mm)	

### TruBalance

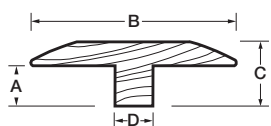
5" (127 mm)

## "T" Molding

7-foot (2,134 mm) molding for even floor transition.

### Dimensions

<b>A</b>	3/8"	10 mm
<b>B</b>	1-13/16"	44 mm
<b>C</b>	9/16"	15 mm
<b>D</b>	3/8"	10 mm



### For boards of:

Classic	Engineered	Lock
2-1/4" (57 mm)	2-9/16" (65 mm)	4-5/16" (109 mm)
2-1/2" (64 mm)	3-5/16" (84 mm)	
3-1/4" (83 mm)	5" (127 mm)	
4-1/4" (108 mm)	6-1/2" (165 mm)	
	7-3/4" (197 mm)	

### TruBalance

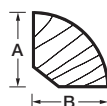
5" (127 mm)

## Quarter round

7-foot (2,134 mm) quarter round edged for impeccable finish alongside walls.

### Dimensions

<b>A</b>	5/8"	16 mm
<b>B</b>	5/8"	16 mm



### For boards of:

Classic	Engineered	Lock
2-1/4" (57 mm)	2-9/16" (65 mm)	4-5/16" (109 mm)
2-1/2" (64 mm)	3-5/16" (84 mm)	
3-1/4" (83 mm)	5" (127 mm)	
4-1/4" (108 mm)	6-1/2" (165 mm)	
	7-3/4" (197 mm)	

### TruBalance

5" (127 mm)

Moldings are finished to harmonize with Mirage hardwood flooring and also feature a superior polyurethane finish and are available in most species, colors and finishes. UV protection on Natural (without stain) light-colored species (Red Oak, White Oak, Maple, Yellow Birch and Hickory).

