

For 3/4" board thickness

- Classic 3/4"
- TruBalance 3/4"

For 1/2" board thickness

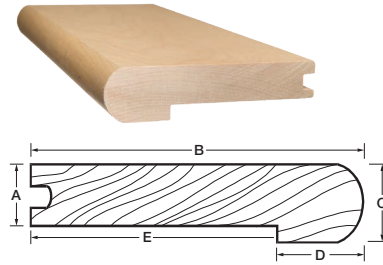
- Engineered 1/2"

For 7/16" board thickness

- Lock 7/16"

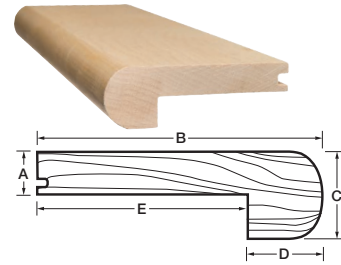
STAIR NOSING

7-foot (2,134 mm) nosing for staircase or podium.



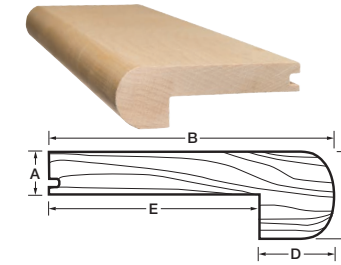
Round edged stair nosing 3/4"

- Dimensions**
- A 3/4"
 - B 4-1/4"
 - C 1-1/16"
 - D 1"
 - E 3-1/4"



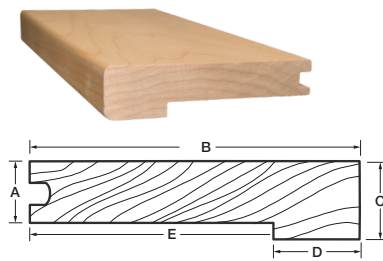
Round edged stair nosing 1/2"

- Dimensions**
- A 1/2"
 - B 3-1/4"
 - C 1"
 - D 7/8"
 - E 2-3/8"



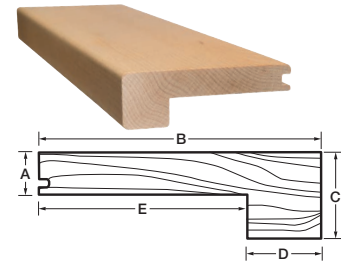
Round edged stair nosing 7/16"
For glued installation

- Dimensions**
- A 7/16"
 - B 3-1/4"
 - C 1"
 - D 7/8"
 - E 2-3/8"



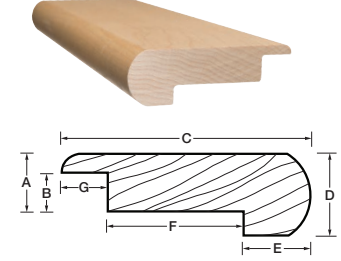
Square edged stair nosing 3/4"

- Dimensions**
- A 3/4"
 - B 4-1/4"
 - C 1-1/16"
 - D 1"
 - E 3-1/4"



Square edged stair nosing 1/2"

- Dimensions**
- A 1/2"
 - B 3-1/4"
 - C 1"
 - D 7/8"
 - E 2-3/8"

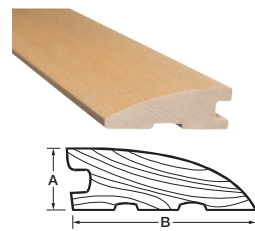


Round edged stair nosing 7/16"
For floated installation

- Dimensions**
- A 3/4"
 - B 1/2"
 - C 3-1/4"
 - D 1-1/16"
 - E 7/8"
 - F 1-3/4"
 - G 5/8"


REDUCER

7-foot (2,134 mm) reducer for even floor transition.




Round reducer 3/4"

- Dimensions**
- A 3/4"
 - B 2-1/4"



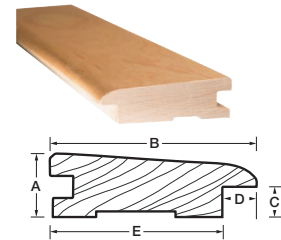
Round reducer 1/2"

- Dimensions**
- A 1/2"
 - B 1/8"
 - C 1-1/2"



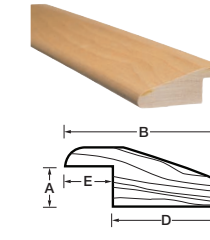
Round reducer 7/16"
For glued installation

- Dimensions**
- A 7/16"
 - B 1/8"
 - C 1-1/2"



Multifunction reducer 3/4"

- Dimensions**
- A 3/4"
 - B 2-7/16"
 - C 23/64"
 - D 13/32"
 - E 2-1/32"



Round reducer 7/16"
For floated installation

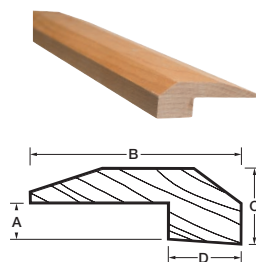
- Dimensions**
- A 1/2"
 - B 2"
 - C 3/4"
 - D 1-3/8"
 - E 5/8"

MULTIFUNCTIONS

7-foot (2,134 mm).

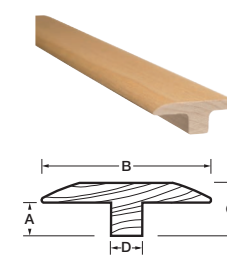
Board thickness

- Classic 3/4"
- Engineered 1/2"
- Lock 7/16"
- TruBalance 3/4"




Threshold

- Dimensions**
- A 3/8"
 - B 2-1/8"
 - C 3/4"
 - D 3/4"



"T" Molding

- Dimensions**
- A 3/8"
 - B 1-13/16"
 - C 9/16"
 - D 3/8"



Quarter round

- Dimensions**
- A 5/8"
 - B 5/8"